

MERCURY GO BOLDLY.[®]

NEW **Outboards**
SPRING 2018



FOURSTROKE

225
200
175
FOURSTROKE

^P 6



A black Mercury 175 Fourstroke outboard motor is shown from a rear-quarter perspective. The word "MERCURY" is printed in white on the upper cowling.

20
15
FOURSTROKE

^P 10



A black Mercury 15 Fourstroke outboard motor is shown from a rear-quarter perspective. The cowling features "MERCURY" and "FULLER SIGHT" branding.

15
PROKICKER

^P 12



A black Mercury ProKicker 15 outboard motor is shown from a rear-quarter perspective. The cowling features "MERCURY PRO KICKER" branding.

150
PRO XS

^P 16



A black Mercury Pro XS 150 outboard motor is shown from a rear-quarter perspective. The cowling features "MERCURY PRO XS 150" branding.

200
SEAPRO

^P 20



A black Mercury SeaPro 200 outboard motor is shown from a rear-quarter perspective. The cowling features "MERCURY SEAPRO" branding.

15
SEAPRO

^P 22



A black Mercury SeaPro 15 outboard motor is shown from a rear-quarter perspective. The cowling features "MERCURY SEAPRO" branding.

PRO XS®

SEAPRO®



NEW Outboards

SPRING 2018

FOURSTROKE	4
225 / 200 / 175	6
20 / 15	10
15 ProKicker	12

PRO XS	14
150	16
SEAPRO	18
200	20
15	22

SPECIFICATIONS	24
-----------------------	-----------

To view a complete lineup of current Mercury Marine outboards, please go to MercuryMarine.com.



POWER YOUR ADVENTURE. POWER YOUR FUN.



FourStroke

Built to be reliable, powerful and efficient

Backed by decades of innovation and leadership, Mercury FourStroke outboards deliver legendary performance and forward-thinking technology.

Mercury's larger FourStroke outboards – four-cylinder and six-cylinder – are built to go the distance on any water and on a wide variety of boats.

- Reliable, because Mercury values your time on the water
- Powerful, from hole shot to top end
- Efficient, to stretch your adventures to the limit

Bold doesn't always mean large. Mercury's lower-horsepower FourStroke outboards are engineered to deliver amazing

performance in a package that's as light and efficient as possible. With innovative designs and advanced technology, these compact and versatile Mercury outboards are quiet, responsive and reliable in the shallows and on open water.

The Mercury ProKicker – an integral member of the smaller FourStroke family – is engineered to be the premium trolling auxiliary outboard on the market. And it's designed to troll slowly and quietly from sunrise to sunset.

- High-thrust four-blade propeller
- Convenient power tilt
- Secure centering straps

**NEW**

225 / 200 / 175 FourStroke

Greater performance for awesome boating

The new Mercury FourStrokes are precision engineered from skeg to cowl. Packed with advanced technology to improve all aspects of performance and reliability, the robust 3.4-liter V-6 engines – designed to minimize weight and maximize fuel economy – deliver Mercury's best-ever FourStroke hole shot, top speed and fuel efficiency. The new FourStrokes also provide unsurpassed dampening of sound and vibration for a superior boating experience, and Idle Charge battery-management prevents boaters from draining their batteries while operating multiple electronic devices.

The compact profile is ideal for a broad range of multi-engine applications. For easy engine oil checks, just pop open the new Top Cowl Service Door. And the new V-6 FourStroke, available with mechanical or Digital Throttle and Shift controls for enhanced versatility and repower compatibility, looks like nothing else on the water. Bold, contemporary styling is inspired by speed and power, and multiple color options make it easy to personalize.

FASTER, QUICKER, MORE EFFICIENT

HP	Disp (L)	Engine type	Dry Weight*
225	3.4L	V-6	473lbs (214kg)
200	3.4L	V-6	473lbs (214kg)
175	3.4L	V-6	473lbs (214kg)

*Lightest model available

Get on plane faster

- Our quickest and fastest 200hp FourStroke with ample displacement in the 175-225hp range
- Performance-inspired quick-revving double-overhead camshaft design and deep-breathing intake
- The lightest weight in the category by more than 10 pounds

All these contribute to unmatched hole-shot performance on a wide range of boat types. Make the most of that acceleration with the broad range of pitch-perfect Mercury propellers, expanded to match the performance of these new outboards.

Best-ever FourStroke fuel economy

Go farther with every gallon! Advanced Range Optimization (ARO) and closed-loop fuel control work together to precisely adjust the fuel mixture and deliver the best possible efficiency. Details such as bearing sizes and oil-flow scheme have been engineered to reduce internal friction and improve overall efficiency. A hydrodynamically efficient gearcase slips through the water so the outboard has less work to do.

Compact and light

Ounce by ounce, Mercury engineers cut pounds from the new Mercury FourStroke outboards, resulting in the lightest engines in their class by more than 10 pounds. Less weight improves every aspect of performance. The V-6 powerhead configuration has been optimized to minimize size, and the single-latch cowl is designed to hug the powerhead. The V-6 FourStrokes mount on 26-inch centers, which helps them fit a broader range of transoms – ideal for simple, seamless repower applications.



FourStroke advantages

Versatility

New V-6 FourStroke outboards are available with mechanical or digital controls, providing consumers more options in new-boat and repower applications. Consumers can choose between hydraulic (standard) or power steering (optional).

Adaptive Speed Control

ASC allows consumers to maintain engine speed (rpm) regardless of load or condition changes – such as rough water, tight turns, tow sports and lower speeds on plane – without having to frequently adjust throttle position.



Low-voltage battery-management

Idle Charge battery-management prevents boaters from draining their batteries while operating multiple electronic devices. When battery voltage is reduced, the engine will automatically increase idle rpm to boost alternator output and recharge low batteries to the proper level.

Expanded color options

In addition to traditional Mercury Phantom Black, our popular Warm Fusion, Cold Fusion and Pearl Fusion white cowls are now available down to 200hp. Four accent panel colors make it easy to personalize engines.



Warm Fusion White / Graphite Grey



Phantom Black / Redline Red



Cold Fusion White / Pacific Blue



Maintenance made easy

Clear information for routine maintenance is provided on an engine decal under the cowl. The decal provides a quick, easy overview of routine maintenance intervals for 100-hour and 300-hour checks, along with required quantities and types of engine and gearcase oil, spark plugs, etc. There's also a handy QR code for smartphones that links to additional instructions.

Top cowl service door

For easy and simple engine oil checks, just pop open the new Service Door on top of the cowl. A single push opens the watertight door for access to the dipstick and service decal inside. Service door also provides access to a carrying handle, and blends back into the cowl when closed.



**NEW**

20 / 15 FourStroke

Get more of everything

More power. More control. More comfort. The new Mercury 20hp and 15hp FourStroke outboards are designed to improve every minute of your time on the water:

- Innovative adjustable tiller handle is designed for comfortable left- or right-hand operation.
- Electronic Fuel Injection (EFI) delivers quick starts and crisp throttle response.
- New twin-cylinder powerhead produces outstanding torque for great acceleration.
- Lightweight design offers enhanced portability and improved performance.
- New engine mounts keep vibration off the boat and tiller handle.
- Maintenance is made easy with no-drip oil changes.
- Ready for a wide range of applications; choose rope or electric starting, tiller or remote control, and up to three shaft-length options.

COMPACT SIZE, BOLD PERFORMANCE

HP	Disp (cc)	Engine type	Dry Weight*
20	333	Inline 2	99lbs (45kg)
15	333	Inline 2	99lbs (45kg)

*Lightest model available



Less weight, more torque

A new low-friction, single-overhead cam powerhead delivers greater torque. Meanwhile, overall weight is decreased by 10 pounds – a significant reduction that makes a big difference on small boats. More power and less weight improve on-plane performance and top speed. These are the quickest, fastest and strongest outboards in the category!

Easy, reliable starting

The FourStrokes' Electronic Fuel Injection (EFI) system doesn't require a battery for rope-pull starting. EFI also produces easy starts – hot or cold – and outstanding fuel efficiency. It self-adjusts to deliver peak performance according to weather and elevation. And most maintenance issues related to modern fuels are eliminated by the pressurized fuel system. Throttle response is always crisp.

Ambidextrous tiller

The new center-mounted tiller provides simple horizontal adjustment and reversible throttle grip rotation for port or starboard installation. Vertical down-stop is also adjustable, so you can dial in this tiller to fit the boat and the operator's reach and preference. The tiller locks up at 45 or 73 degrees for fishing or trailering. The large shift lever is located forward on the tiller for easy operation, and a new knob on the tiller adjusts throttle friction.

Hassle-free maintenance

Clear information for routine maintenance is provided on a decal under the cowl, with a QR code for smartphones that links to additional instruction. A new drain hose removes oil from the filter for no-mess maintenance, and there's a convenient freshwater flush fitting.



**NEW**

15 ProKicker

Strong. Smooth. Precise. Reliable.

Get all the power you need to control bigger boats. Electronic Fuel Injection (EFI) enables precise fuel metering for smooth operation all day at the lowest trolling speeds. The innovative adjustable tiller handle is designed for comfortable operation with port or starboard transom mounting. Lightweight design takes a load off your transom, and new engine mounts isolate vibration away from the boat and tiller handle.

POWER AND COMFORT

HP	Disp (L)	Engine type	Dry Weight*
15	333	Inline 2	122lbs (55kg)

**Lightest model available*

Exclusive ProKicker features

- High-thrust four-blade Mercury propeller with added blade area and a low pitch efficiently transfers engine torque to the water – the perfect combination for controlling larger fishing boats under most conditions.
- Standard power tilt gets you up and running fast with no reach, no bending over.
- Exclusive centering straps automatically straighten and lock the outboard in place when tilted up to protect the clamp bracket during high-speed runs and trailering.
- 9-amp alternator output at trolling speeds helps keep batteries charged.

Ambidextrous tiller

The new center-mounted tiller provides simple horizontal adjustment and reversible throttle grip rotation for port or starboard installation. Vertical down-stop is also adjustable, so you can dial in this tiller to fit the boat and the operator's reach and preference. The tiller locks up at 45 or 73 degrees for fishing or trailering. The large shift lever is located forward on the tiller for easy operation, and a new knob on the tiller adjusts throttle friction.

No-hassle maintenance

Clear information for routine maintenance is provided on a decal under the cowl, with a QR code for smartphones that links to additional instruction.

- Lash-for-life valve train is maintenance-free.
- New drain hose removes oil from the filter for no-mess maintenance.
- Easy-access water-separating fuel filter for quick cleaning.
- Convenient freshwater flush fitting.
- Pressurized EFI fuel system is better at handling modern fuels.





D I A L E D - I N P E R F O R M A N C E





Pro XS[®]

Extraordinary engineering for extraordinary speed

High-performance features unite to get you there first:

- Lightning-quick acceleration
- Blazing top speed
- Steadfast dependability
- Quiet operation that belies its true power
- A foundation of Mercury Racing heritage

Mercury Pro XS outboards from 115hp to 250hp are engineered for the most-demanding people on the water – anglers battling on the tournament trail and powerboaters who crave speed and acceleration. Mercury developed exclusive components and tuning to extract every ounce of performance from each Pro XS model to get you to the fish first, then back to the weigh-in on time.

Or maybe just to get you across the lake before everyone else.

MercuryMarine.com/ProXS



NEW 150 Pro XS

When going fast matters most

Meet the new boss of the 150hp high-output class. On freshwater or saltwater – bass rigs or flats skiffs – the new Mercury 150 Pro XS is tuned to take mid-size boats to the limit. A 3.0-liter powerhead offers the most displacement – yet the lowest weight in the 150hp category – and acceleration-boosting Transient Spark for heightened performance. Down below is a durable and proven 4.8-inch gearcase with four front water pickups on the nose of the torpedo. That provides more flexibility to mount the engine higher, install a jack plate, or trim more aggressively to maximize top-speed performance. Additional advantages include:

- Stiff high-performance motor mounts for better high-speed handling and feel
- Untouchable hole shot
- Superior battery management

HIT THROTTLE, HOLD ON, WIN

HP	Disp (L)	Engine type	Dry Weight*
150	3.0	Inline 4	456lbs (207kg)

*Lightest model available

Best-in-class acceleration

New Transient Spark technology optimizes spark timing to boost torque during acceleration. New 2.08:1 gear ratio transmits more torque at the prop shaft. The lowest weight and most displacement in the category also contribute to unmatched hole shot on a wide variety of boats.

High-performance calibration

A 5200-6000 wide-open-throttle rpm range permits the use of a wider selection of prop pitches, so you can prop for hole shot or top speed. Our rugged 4.8-inch diameter gearcase provides proven durability and speed.

Smart charging

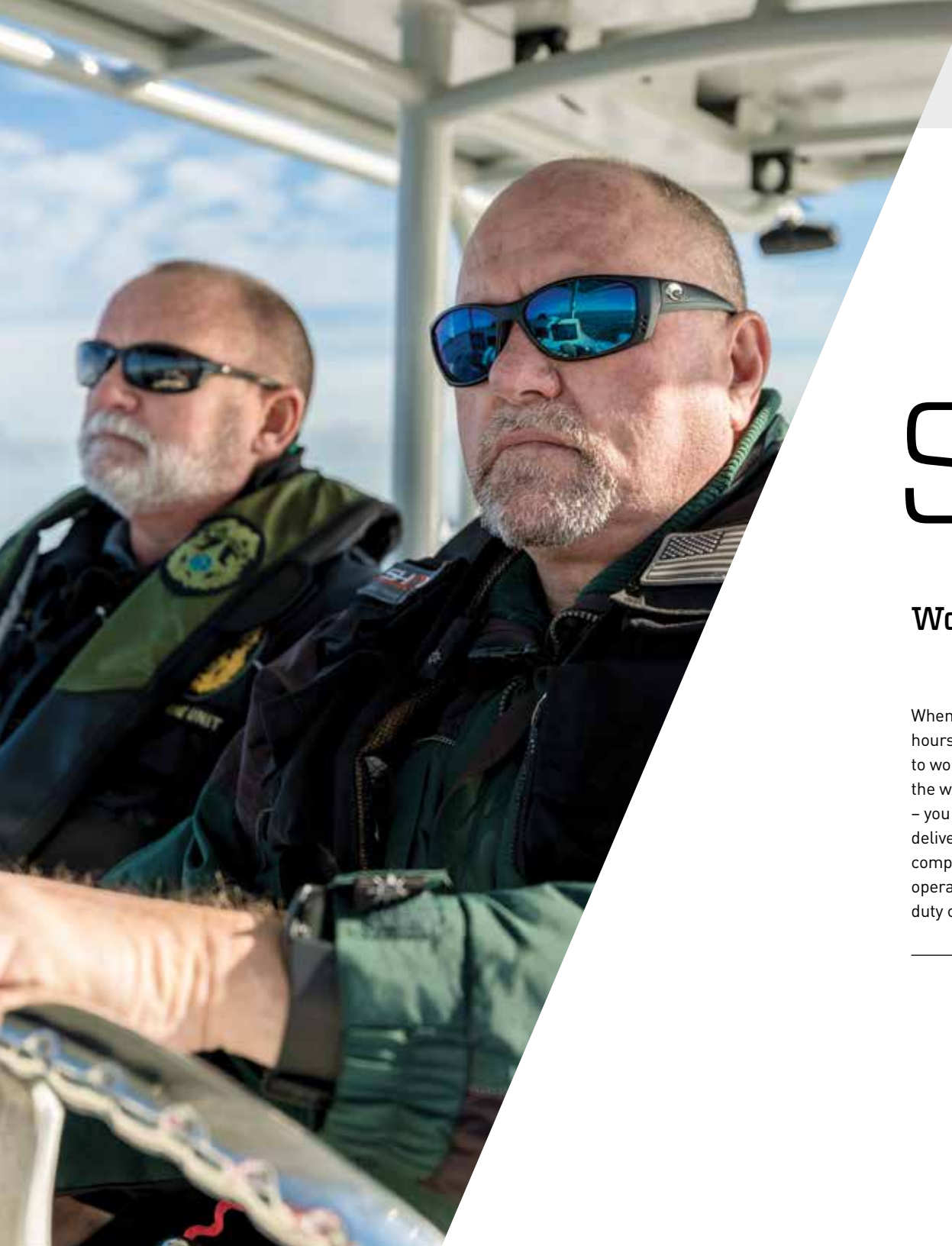
Best-in-class 60-amp alternator keeps up with electronics, lights, aerator pumps and audio systems. New Idle Charge low-voltage battery-management automatically boosts idle speed and alternator output to recharge boat batteries to the proper level.





S T A R T S T R O N G . W O R K H A R D . S T A Y S T R O N G .





SeaPro™

Works hard all day

When your world dishes out tough conditions and long hours, Mercury SeaPro clocks in on time every day, ready to work as hard as you do. When you make your living on the water – or you simply demand a lot from your outboard – you need a reliable partner. SeaPro is engineered to deliver years of trouble-free performance, with heavy-duty components to cope with the demands of commercial operation. It's specifically engineered to handle commercial duty cycles, it's easy to maintain, and it's efficient to operate.

MercuryMarine.com/SeaPro

**NEW**

200 SeaPro

More power for the job

The new Mercury SeaPro 200hp brings more of everything to the job – more displacement, more power, more efficiency and more durability. The brawny muscle of our new 3.4-liter V-6 powerhead is specifically designed for commercial duty and delivers our best-ever fuel economy. The compact profile is ideal for a broad range of multi-engine applications. Pop open the new Top Cowl Service Door for convenient engine oil checks. SeaPro 200hp is available with mechanical or Digital Throttle and Shift (DTS) controls for enhanced versatility and repower compatibility. And its corrosion resistance is backed by a three-year limited warranty.

DURABLE. EFFICIENT. POWERFUL. RELIABLE.

HP	Disp (L)	Engine type	Dry Weight*
200	3.4	V-6	484lbs (219kg)

**Lightest model available*



Reduce your fuel cost

Advanced Range Optimization (ARO) and closed-loop fuel control work together to precisely adjust the fuel mixture for optimal fuel economy. Details such as bearing size and oil-flow scheme have been engineered to reduce internal friction and improve overall efficiency. A hydrodynamically optimized gearcase slips through the water, decreasing the workload on the engine.

Tight and light: More power, no obstacles

Mercury engineers strategically trimmed weight from the SeaPro 200hp to produce the lightest engine in its class – by more than 10 pounds. The V-6 powerhead configuration has been optimized to minimize size, and the single-latch cowl is designed to hug the powerhead. The SeaPro V-6 mounts on 26-inch centers and is ideal for a broad range of multi-engine applications, including simple, seamless repower rigging.



200 SeaPro features

- Commercial calibration allows the engine to reach maximum torque well below peak rpm – more power with less stress on the motor.
- Heavy-duty gearcase is validated at three times the lifespan of a recreational gearcase.
- Alternator cranks out 20 amps of charging power at just 650 rpm. Idle Charge low-voltage battery-management automatically boosts idle speed and alternator output to recharge boat batteries to the proper level.



NEW

15 SeaPro

Tough, reliable and ready

The rugged new SeaPro 15hp is designed and built to take on big jobs in smaller boats. It's engineered to be durable and is calibrated for extended life of the engine.

- Simple to maintain for less down time
- Light and easy to handle on and off the boat.
- New twin-cylinder powerhead with Electronic Fuel Injection (EFI) delivers quick starts and outstanding torque for moving heavy loads.
- Innovative adjustable tiller handle provides comfortable left- or right-hand operation and outstanding control in more applications.

ALWAYS COUNT ON SEAPRO

HP	Disp (cc)	Engine type	Dry Weight*
15	333	Inline 2	105lbs (47kg)

**Lightest model available*

Engine life-extending durability

Corrosion resistance starts with superior aluminum alloys and coatings, plus four serviceable anodes, including one in the cylinder block. Anodized piston ring grooves lengthen engine life. Integrated intake manifold eliminates gasket joints, while commercial calibration allows the engine to reach maximum torque well below peak rpm – that means more power with less stress on the motor.

Easy maintenance

Clear information for routine maintenance is presented on a decal under the cowl, with a QR code for smartphone links to additional instructions. Also:

- Drain hose removes oil from the filter for no-mess oil changes
- Easy-access water-separating fuel filter with floating tell-tale
- Convenient freshwater-flush fitting
- Gearcase oil drain in any tilt position



Ambidextrous tiller

The new center-mounted tiller features simple horizontal adjustment and reversible throttle grip rotation for left- or right-hand operation. The vertical down-stop is also adjustable, so you can dial in this tiller to fit the boat and operator's reach and preference. The tiller locks at 73 degrees for fishing or trailering. The large shift lever is located forward on the tiller for easy operation. A new knob on the tiller adjusts throttle friction, while an auto-return spring takes the throttle to idle when the grip is released.



225 / 200 / 175 FourStroke

Horsepower	225 EFI	200 EFI	175 EFI
WOT RPM	5200-6000	5000-5800	5000-5800
Engine Type	V-6	V-6	V-6
Displacement	209 CID (3.4L)	209 CID (3.4L)	209 CID (3.4L)
Induction	24-valves, DOHC	24-valves, DOHC	24-valves, DOHC
Starting	SmartStart Electric	SmartStart Electric	SmartStart Electric
Gear Ratio	1.85:1	1.85:1	1.85:1
Alternator	85 amp (1071 watt)	85 amp (1071 watt)	85 amp (1071 watt)
Trim System	Power trim and tilt	Power trim and tilt	Power trim and tilt
Dry Weight*	473lbs (214kg)	473lbs (214kg)	473lbs (214kg)
Steering	Hydraulic (standard) Power (option)	Hydraulic (standard) Power (option)	Hydraulic (standard) Power (option)
Shaft Length	20in (508mm) 25in (635mm) 30in (762mm)	20in (508mm) 25in (635mm)	20in (508mm) 25in (635mm)



Phantom Black



Pearl Fusion White



Warm Fusion White



Cold Fusion White

White paint only available on 200 and 225 FourStroke models

Active Trim



Active Trim by Mercury Marine makes boating easier and more enjoyable by automatically trimming outboard and sterndrive engines. Active Trim simplifies boat operation while improving engine performance and decreasing fuel costs. New boaters are immediately able to properly trim boat engines, and experienced boaters benefit from perfect trimming without constantly monitoring and adjusting their engine.

Active Trim is compatible with all current SmartCraft-capable Mercury outboards and sterndrive engines (40hp and above).

VesselView® Mobile

VesselView Mobile allows you to use your mobile device (smartphone or tablet, Android or iPhone) to connect with your Mercury outboard or sterndrive engine. The plug-and-play module connects to your device via Bluetooth, providing quick, convenient access to your engine's data. One module can monitor up to four engines. You can even customize the data viewed across three screens to fit your boating style.

VesselView Mobile is compatible with all SmartCraft-capable Mercury outboards and sterndrive engines (2004 and newer, 40hp and above).



Mercury Precision Parts®



Craftsmanship sets the tone for your vessel, and even the smallest details can be critical. That's why we're committed to providing parts and accessories that are accessible, highest quality and worthy of our name and your boat and engine. Mercury parts and accessories are designed and built to deliver a safe, boldly confident and wonderful experience on the water.

Mercury Controls & Rigging

Selecting the appropriate controls and rigging not only makes boating easier, it delivers the best experience your boat and engine can provide. Mercury's controls and rigging are integral elements of the "connected Mercury system" that extends past our core products to deliver aesthetically pleasing, technologically advanced, and user-friendly prop-to-helm solutions.



20 / 15 FourStroke & 15 ProKicker



Horsepower	20 EFI	15 EFI	15 ProKicker
WOT RPM	5700-6200	5700-6200	5700-6200
Engine Type	Inline-2	Inline-2	Inline-2
Displacement	20.3 cu in (333cc)	20.3 cu in (333cc)	20.3 cu in (333cc)
Induction	4-Valve, SOHC	4-Valve, SOHC	4-Valve, SOHC
Starting	Manual or electric	Manual or electric	Electric w/manual backup
Gear Ratio	2.15:1	2.15:1	2.15:1
Alternator	12 amp (145 watt) electric-start models	12 amp (145 watt) electric-start models	12 amp (145 watt) electric-start models
Trim System	6 manual or power tilt	6 manual or power tilt	Power tilt
Dry Weight*	99lbs (45kg)	99lbs (45kg)	122lbs (55kg)
Steering	Tiller or remote	Tiller or remote	Tiller or remote
Shaft Length	15in (381mm) 20in (508mm)	15in (381mm) 20in (508mm)	20in (508mm) 25in (635mm)

200 SeaPro



Horsepower	200 SeaPro
WOT RPM	4600-5400
Engine Type	V-6
Displacement	209 CID (3.4L)
Induction	24-valves, DOHC
Starting	SmartStart Electric
Gear Ratio	1.85:1
Alternator	85 amp (1071 watt)
Trim System	Power trim and tilt
Dry Weight*	484lbs (219kg)
Steering	Hydraulic (standard) Power (option)
Shaft Length	20in (508mm) 25in (635mm)

150 Pro XS



Horsepower	150 Pro XS
WOT RPM	5200-6000
Engine Type	Inline-4
Displacement	183 CID (3.0L)
Induction	8-valves, SOHC
Starting	SmartStart Electric
Gear Ratio	2.08:1
Alternator	60 amp (756 watt)
Trim System	Power trim and tilt
Dry Weight*	456lbs (207kg)
Steering	Hydraulic
Shaft Length	20in (508mm) 25in (635mm)



Factory-backed

Every Mercury outboard engine comes with Mercury Marine's class-leading corrosion protection, including its use of low-copper aluminum silicon alloys and its high-tech paint system. Peace of mind comes standard – thanks to Mercury's industry-exclusive three-year limited corrosion warranty.

15 SeaPro



Horsepower	15 SeaPro
WOT RPM	4500-5500
Engine Type	Inline-2
Displacement	20.3 cu in (333cc)
Induction	4-Valve, SOHC
Starting	Manual or electric
Gear Ratio	2.15:1
Alternator	12 amp (145 watt) electric-start models
Trim System	6 manual
Dry Weight*	105lbs (47kg)
Steering	Tiller or remote
Shaft Length	15in (381mm) 20in (508mm)

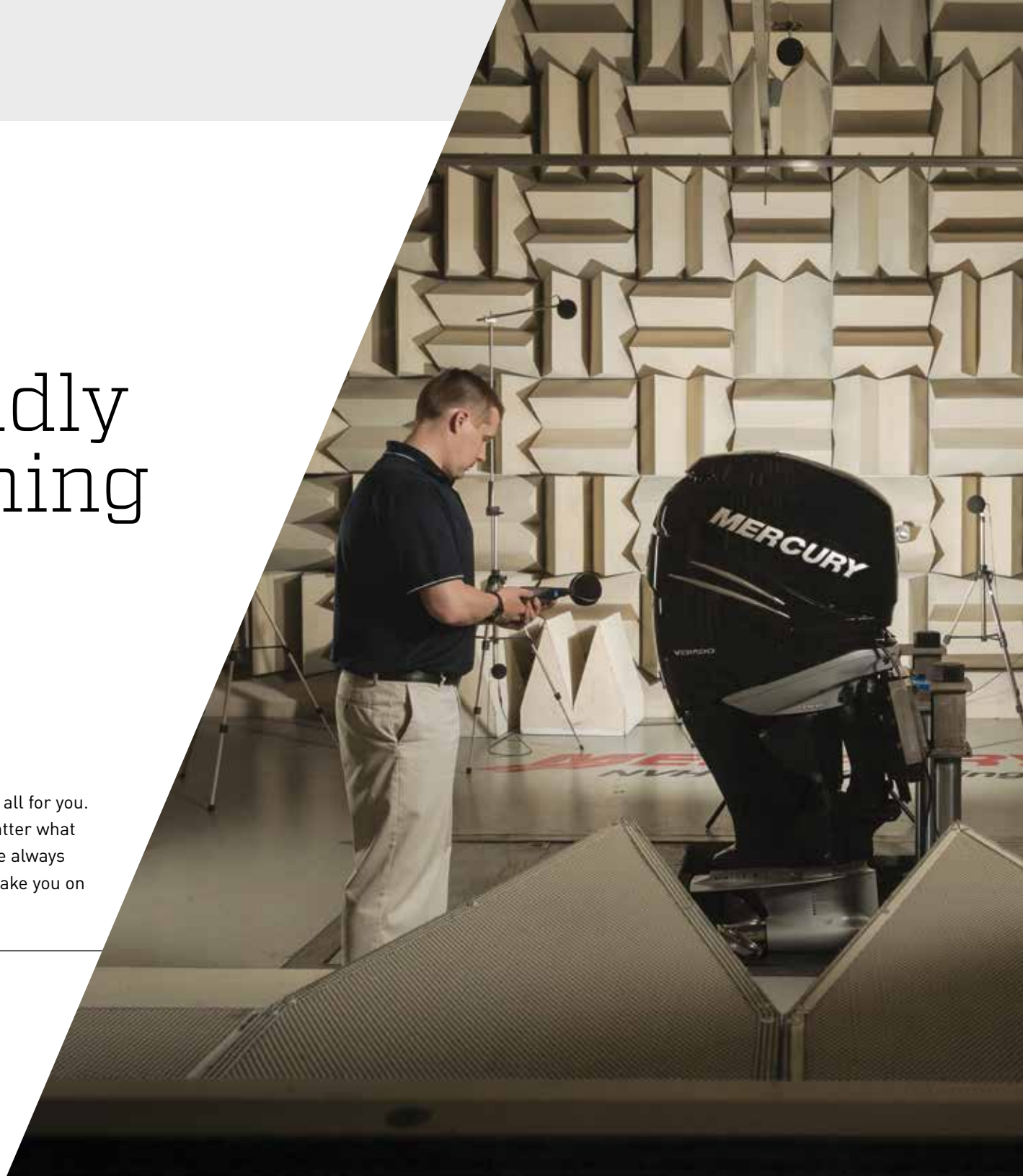
*Dry weight specification is for the lightest-version model. Note: Due to our constant efforts to offer the finest products available, we reserve the right to change specifications without notice.

Visit MercuryMarine.com or your Mercury Authorized Dealer for more engine specs and test results.

We go boldly in everything we do.

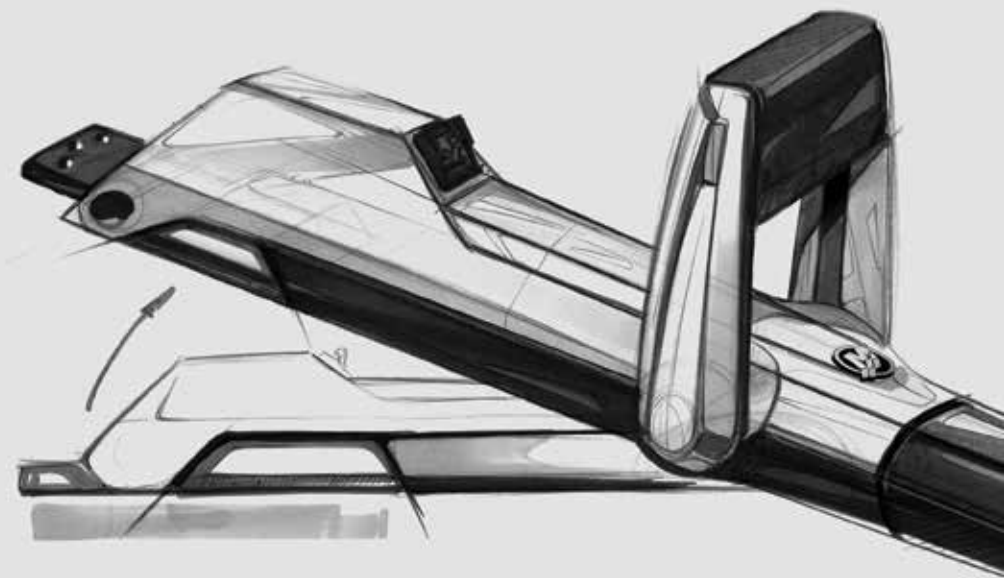
In our sketches.
In our labs.
In our castings, machine shops
and aspirations.

We eat, breathe and live boldly. And we do it all for you.
So you can go faster. Farther. Bolder. No matter what
your day puts in front of you, our engines are always
ready to push you toward your dreams and take you on
the greatest experiences of your life.





YOUR PASSION FUELS OUR PASSION





MercuryMarine.com

90-8M0141643 FEBRUARY 2018

© 2018 Mercury Marine. All Right Reserved. Reproduction in whole or in part without permission is prohibited.

Circle M Logo, Mercury, Mercury Marine, Mercury Propellers, Mercury Precision Parts, Mercury Precision Lubricants, MerCruiser, Pro XS, SeaPro, Smart Tow, and Verado are registered trademarks of Brunswick Corporation. Go Boldly is a registered trademark of Brunswick Corporation
